

*Jing in Virtual Reference


Create video clips on the
fly for your VR patron



- * Alternative for Co-Browse
- * Visual explanations can be better than text only
- * Free and easy!
- * Optional audio (with a microphone)
- * Can store and reuse video clips

* **Why Jing ?**

- * Free software download
- * (If you want to use audio) a microphone
- * Prefer microphone headset with a USB jack



* **What do you need?**

- * Capture a starting point.
- * While cameras roll, teach what you need to demo.
- * Pause and restart if needed.
- * When finished, preview the video.



* How it works

- * Save final version to Screencast.com
- * An URL is copied onto your PC's clipboard.
- * Paste the URL into your script, email, etc.

* ...**How it works**

*Scenario #1

You sense your student can't visualize what you are telling them.

*Very brief demo could easily be created. Push the Screencast URL to the student.

*See [Transcript #1](#)

*Using Jing during VR

*Scenario #2

You prefer to send the video after the session closes.

*In your chat, tell the student to expect a brief video from you.

*Mark the Resolution Code as “Follow-up by Me”.



- * Create your video. Paste your Screencast URL into Word or another place where you can get to it later.
- * Retrieve your session transcript in Ask/Active.
- * Send an answer to the student and paste in the Screencast URL.
- * See Transcript #2

[Demo](#)



To Download Jing <http://www.techsmith.com/jing/>

The screenshot shows the TechSmith website for downloading Jing. The top navigation bar includes the TechSmith logo, language options (English, Deutsch, Français, 한국어, 日本語), and a search bar. Below this is a main menu with links for Products, Downloads, Support, Community, Company, and Purchase. The Jing product page features the Jing logo, navigation links for Overview, Free Version, and Jing Pro, and a 'Buy Jing Pro' button. The main heading is 'Download Jing', followed by a description: 'Jing is free software that adds visuals to your online conversations.' Two download buttons are shown: 'Download for Windows' (6.60 MB) and 'Download for Mac' (6.40 MB). A red arrow points to the Windows download button. To the right, there are sections for 'Windows Requirements' and 'Mac Requirements', each with a list of specifications.



TechSmith Language: English Deutsch Français 한국어 日本語 SEARCH

Products Downloads Support Community Company Purchase

Jing® Overview Free Version Jing Pro [Buy Jing Pro](#)

Download Jing

Jing is free software that adds visuals to your online conversations.

 Download for Windows	6.60 MB
 Download for Mac	6.40 MB

Windows Requirements

- Windows XP, Vista, or Windows 7
- Microsoft .NET Framework 3.5 SP1
- Broadband recommended
- 3.0GHz Pentium 4 processor recommended for Jing Pro
- 1GB RAM recommended for Jing Pro

Mac Requirements

- Mac OS X 10.5.8 or later
- QuickTime 7.5.5 or later
- Broadband recommended
- 2GHz Intel Core 2 Duo processor recommended for Jing Pro

Jing Learning Center



This is the place to learn everything about Jing. We recommend trying the "hands-on" walkthrough, reading the PDF guide, or starting with the four tutorials below

Most popular tutorials

- [Take Your First Capture](#)
- [Capture an Image](#)
- [Capture a Video](#)
- [Share to Screencast.com](#)



Welcome to Jing!

This guide to taking your first capture will help you get started.

 [Download the PDF](#)

Try the interactive "hands-on" walkthrough to get started fast:




Windows



Mac OS X

Getting Started

 [Taking Your First Capture](#) [Where is My Clipboard?](#) [Things You'll Want to Know](#)


▶ [Capture](#)

▶ [Sharing Jing Captures](#)

▶ [Manage](#)

▶ [Tips, Tricks, and Advanced](#)

PRO [Jing Pro Tutorial](#)

 [Contains a Video](#)

[Have a technical problem?](#)

Ann Walaskay

Faculty Librarian

Oakland Community College

aawalask@oaklandcc.edu

Research Help Now Annual Meeting

April 8, 2011

Washtenaw Community College